



I Learn

Ks1 writing



Overview: we will talk about:

grammar and punctuation

spelling

handwriting

composition

# Composition in Year 1

- Talk - saying sentences before writing.
- Sequence sentences.
- Re-read - to check it makes sense.
- Discuss - with an adult what they have written.
- Read aloud to a friend or the class.

# Composition in Year 2

- Stamina - extended writing
- Genre - what's the purpose of their writing? What style? Letter, diary, story? etc.
- Plan
- Edit - make improvements.
- Read aloud.

## Handwriting

Aa Bb Cc Dd

Ee Ff Gg Hh Ii

Jj Kk Ll Mm

Nn Oo Pp Qq

Rr Ss Tt Uu Vv

Ww Xx Yy Zz

# Handwriting

## CHECK YOUR CHILD'S HANDWRITING POSITION

BODY  
POSTURE



ARM  
POSITION




PENCIL  
GRIP




# Handwriting in Year 1

- Sit correctly
- Hold a pencil
- Form digits and letters
- Handwriting 'families'



# Handwriting in Year 2

- Size
- Joining
- Spacing



# Spelling

- Phonics
- Spelling rules



Set 1: Words with 'ph' and 'wh'

	1st try	2nd try	3rd try
dolphin			
alphabet			
photo			
elephant			
when			
wheel			
what			
where			
why			
who			

# Spelling in Year 1

- Phonics
- Common exception words
- Days of the week
- Rules
- Memory

Days of the Week
Sunday
Monday
Tuesday
Wednesday
Thursday
Friday
Saturday

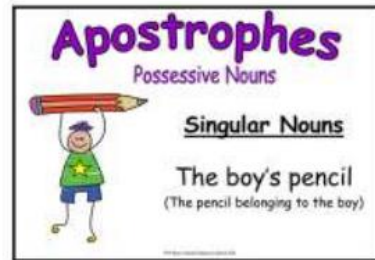
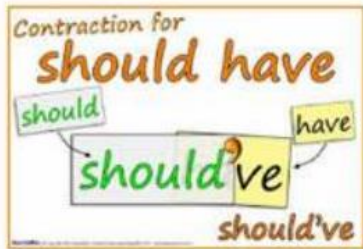
# Spelling in Year 1

- Alphabet **ABC**
  - -s or -es (plurals and verbs)
  - un-
  - -ing, -ed, -er and -est  
(no change)
- [ex. Helping, helped, helper]



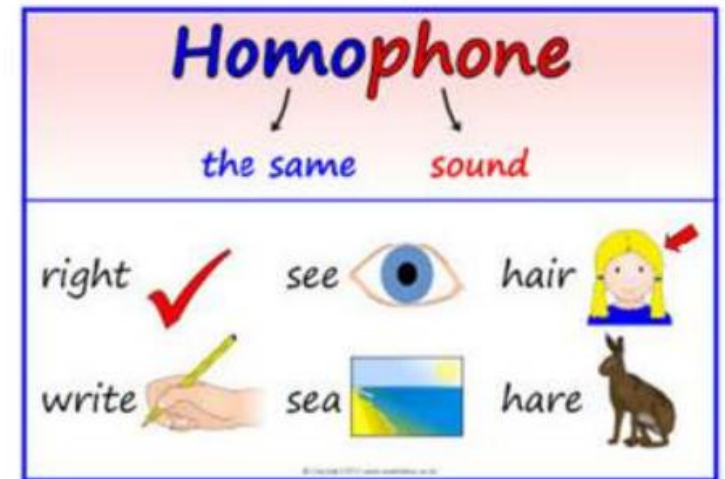
# Spelling in Year 2

- Spelling many correctly
- Common exception words
- Contracted forms
- Possessive apostrophe



# Spelling in Year 2

- -ment, -ness, -ful, -less, -ly
- Homophones
- Rules
- Memory



# Top Ten ways to learn a spelling

1 Break it into sounds eg



2 Break it into syllables eg



3 Break it into root words and affixes eg



4 Use a mnemonic eg



**NECESSARY**  
one collar  
two sleeves

5 Use your knowledge of word roots eg



**MUSIC**  
**MUSICAL**  
**MUSICIAN**

6 Use word families eg



**WOULD**  
**SHOULD**  
**COULD**

7 See words within words eg

a friend to the end  
a rat in separate



8 Use spelling rules eg



9 By sight - learn the shape of the word eg



**Look, Cover, Remember, Write, Check**

10 By movement - get used to writing the word with your finger, a pen, in the air.. eg



# Spelling Activities

## 1 Rainbow Write

First write each word in pencil. Then trace over each word three times. **Each time you trace, you must use a DIFFERENT colour crayon.** Trace neatly and you will see a rainbow!



## 2 Squiggly Spelling Words

You are going to write your spelling words two times. First write in regular letters. Then write the words again in squiggly letters!

## 3 Pyramid Writing

Pyramid write your spelling words. You must write neatly!

\*Example: home  
h  
ho  
hom  
home

# Grammar in Year 1

- Capital letters
- Full stops
- Question marks
- Exclamation marks
- Spaces
- And
- Terminology

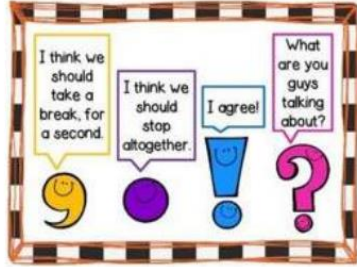


# Grammar and Punctuation



## Grammar in Year 2

- Full stops
- Capital letters
- Question marks
- Exclamation marks
- Commas for lists
- Apostrophes



## Grammar in Year 2

when

if

that

because

or

and

but

## Grammar in Year 2

- Statements
- Questions
- Exclamations
- Commands



- Adjectives
- Present and past tenses
- Terminology

# Grammar and Punctuation



# How to help at home with writing

Hold a sentence book - practice keywords and common exception words - can they read and spell them?

Play snap with words they find difficult to spell.

Pen disco - play music and let them draw, colour etc.

Read, read, read!

Watch QR codes.

Fine motor activities - ripping newspaper, squeezing plasticine etc.

Talking in clear sentences, can they talk about their day? Can they give reasons for opinions (because)?