



Ilearn - writing

Ks1 writing

What skills do writers need?



Overview: we will talk about:

grammar and punctuation

spelling

handwriting

composition

Composition in Year 1

- Talk - saying sentences before writing.
- Sequence sentences.
- Re-read - to check it makes sense.
- Discuss - with an adult what they have written.
- Read aloud to a friend or the class.

Composition in Year 2

- Stamina - extended writing
- Genre - what's the purpose of their writing? What style? Letter, diary, story? etc.
- Plan
- Edit - make improvements.
- Read aloud.

Handwriting

Aa Bb Cc Dd

Ee Ff Gg Hh Ii

Jj Kk Ll Mm

Nn Oo Pp Qq

Rr Ss Tt Uu Vv

Ww Xx Yy Zz

Handwriting

CHECK YOUR CHILD'S HANDWRITING POSITION

BODY
POSTURE



ARM
POSITION




PENCIL
GRIP




Handwriting in Year 1

- Sit correctly
- Hold a pencil
- Form digits and letters
- Handwriting 'families'



Handwriting in Year 2

- Size
- Joining
- Spacing



Spelling

- Phonics
- Spelling rules

LOOK 

SAY 

COVER 

WRITE 

CHECK 



Set 1: Words with 'ph' and 'wh'

	1st try	2nd try	3rd try
dolphin			
alphabet			
photo			
elephant			
when			
wheel			
what			
where			
why			
who			

Spelling in Year 1

- Phonics
- Common exception words
- Days of the week
- Rules
- Memory

Days of the Week
Sunday
Monday
Tuesday
Wednesday
Thursday
Friday
Saturday

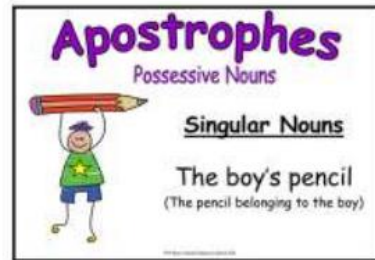
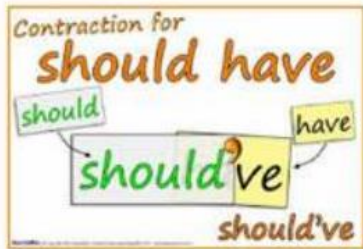
Spelling in Year 1

- Alphabet **ABC**
 - -s or -es (plurals and verbs)
 - un-
 - -ing, -ed, -er and -est
(no change)
- [ex. Helping, helped, helper]



Spelling in Year 2

- Spelling many correctly
- Common exception words
- Contracted forms
- Possessive apostrophe



Spelling in Year 2

- -ment, -ness, -ful, -less, -ly
- Homophones
- Rules
- Memory



Top Ten ways to learn a spelling

1 Break it into sounds eg



2 Break it into syllables eg



3 Break it into root words and affixes eg



4 Use a mnemonic eg



NECESSARY
one collar
two sleeves

5 Use your knowledge of word roots eg



MUSIC
MUSICAL
MUSICIAN

6 Use word families eg



WOULD
SHOULD
COULD

7 See words within words eg

a friend to the end
a rat in separate



8 Use spelling rules eg



9 By sight - learn the shape of the word eg



Look, Cover, Remember, Write, Check

10 By movement - get used to writing the word with your finger, a pen, in the air.. eg



Spelling Activities

1 Rainbow Write

First write each word in pencil. Then trace over each word three times. **Each time you trace, you must use a DIFFERENT colour crayon.** Trace neatly and you will see a rainbow!



2 Squiggly Spelling Words

You are going to write your spelling words two times. First write in regular letters. Then write the words again in squiggly letters!

3 Pyramid Writing

Pyramid write your spelling words. You must write neatly!

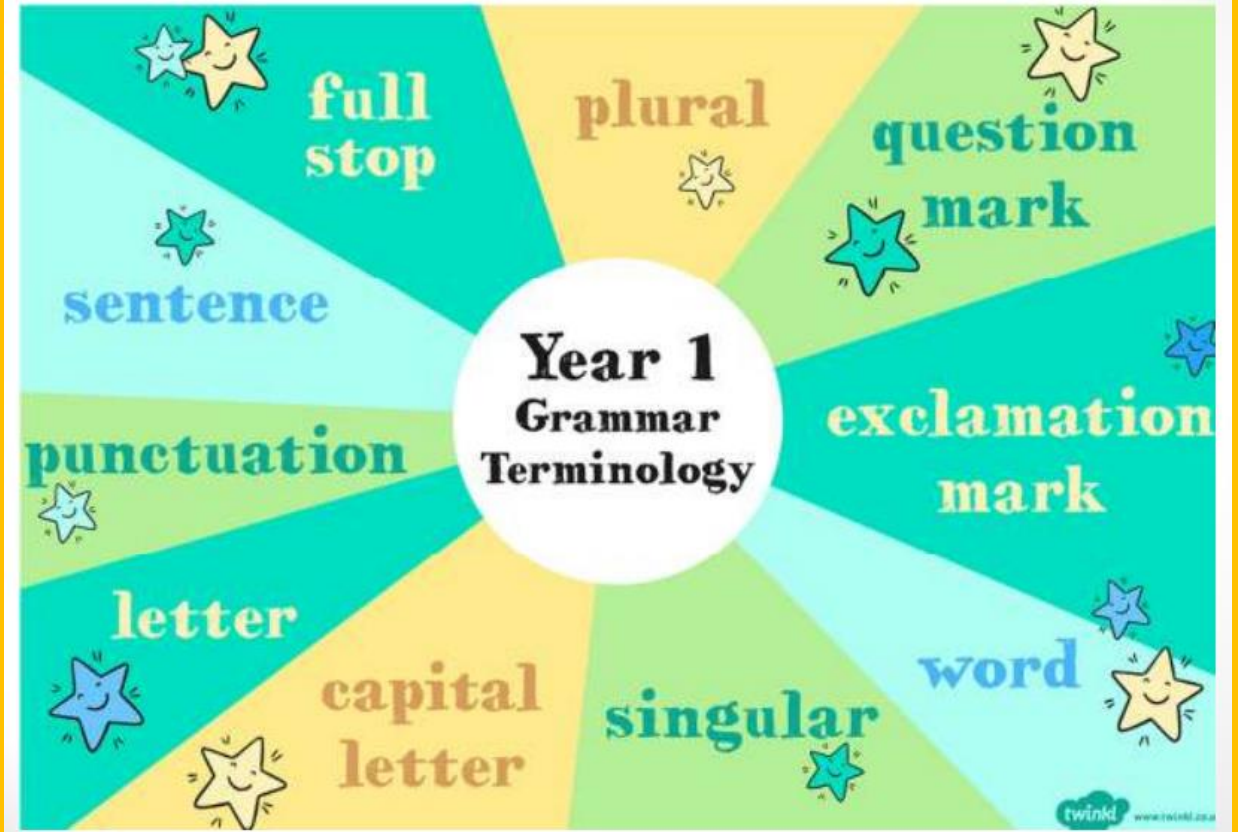
*Example: home
h
ho
hom
home

Grammar in Year 1

- Capital letters
- Full stops
- Question marks
- Exclamation marks
- Spaces
- And
- Terminology

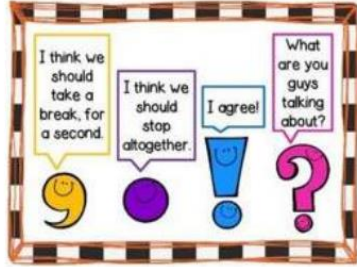


Grammar and Punctuation



Grammar in Year 2

- Full stops
- Capital letters
- Question marks
- Exclamation marks
- Commas for lists
- Apostrophes



Grammar in Year 2

when
if
that
because
or
and
but

Grammar in Year 2

- Statements
- Questions
- Exclamations
- Commands



- Adjectives
- Present and past tenses
- Terminology

Grammar and Punctuation



How to help at home with writing

Hold a sentence book - practice keywords and common exception words - can they read and spell them?

Play snap with words they find difficult to spell.

Pen disco - play music and let them draw, colour etc.

Read, read, read!

Watch QR codes.

Fine motor activities - ripping newspaper, squeezing plasticine etc.

Talking in clear sentences, can they talk about their day? Can they give reasons for opinions (because)?